

PASTONES PROTECTORTM



INSTRUCTION BOOKLET

KEMCO[®]

SUPER NINTENDO[®]
ENTERTAINMENT SYSTEM

WARNING: PLEASE READ THE ENCLOSED CONSUMER INFORMATION AND PRECAUTIONS BOOKLET CAREFULLY BEFORE USING YOUR NINTENDO® HARDWARE SYSTEM OR GAME PAK.



LICENSED BY



NINTENDO, SUPER NINTENDO ENTERTAINMENT SYSTEM AND THE OFFICIAL SEALS ARE REGISTERED TRADEMARKS OF NINTENDO OF AMERICA INC.
©1991 NINTENDO OF AMERICA INC.

THIS OFFICIAL SEAL IS YOUR ASSURANCE THAT NINTENDO HAS APPROVED THE QUALITY OF THIS PRODUCT. ALWAYS LOOK FOR THIS SEAL WHEN BUYING GAMES AND ACCESSORIES TO ENSURE COMPLETE COMPATIBILITY WITH YOUR SUPER NINTENDO ENTERTAINMENT SYSTEM. ALL NINTENDO PRODUCTS ARE LICENSED BY SALE FOR USE ONLY WITH OTHER AUTHORIZED PRODUCTS BEARING THE OFFICIAL NINTENDO SEAL OF QUALITY.

TABLE OF CONTENTS

INTRODUCTION	2
GETTING STARTED	3
MAIN MENU	4
OPTIONS	5
PLAYER SELECT SCREEN	6
PRESENTING THE STONE PROTECTORS!.....	7
CORNELIUS THE SAMURAI	7
CHESTER THE WRESTLER	8
MAXWELL THE ACCELERATOR	9
ANGUS THE SOLDIER	10
CLIFFORD THE ROCK CLIMBER	11
CONTROLLER FUNCTIONS	12
PLAY SCREEN DESCRIPTION	14
PICK UP ITEMS	15
POWER TRANSFER MODE	15
HINTS	16



INTRODUCTION

Far away in a distant galaxy...

The Crystal Palace of Mythrandir is under siege! Good Princess Opal's valiant guardsmen are taken by surprise, and are no match for the swarming hordes of Zok, the evil Lord Emperor of Trolls.

Lord Zok's reptilian Saurian Guards have breached the Palace defenses and invaded the inner sanctum where the powerful Great Crystal is hidden. If Zok can obtain the Great Crystal, Mythrandir would be under his slimy control forever!

To keep it from Zok's evil grasp, Princess Opal attempts to transport the Great Crystal to another dimension... but Zok is too fast! As the Great Crystal flies through the air to safety, Zok grabs at it and seizes a piece of the Great Crystal! Zok has the Black Onyx!

Fortunately, the other five pieces of the Great Crystal escapes to... Earth! Seattle, Grunge capital of the world, to be exact, where five aspiring young musicians are playing a gig at a local Rock'n'Roll club. The Gemstones of the Great Crystal home in on the five musicians and transform these ordinary dudes into the **STONE PROTECTORS!**

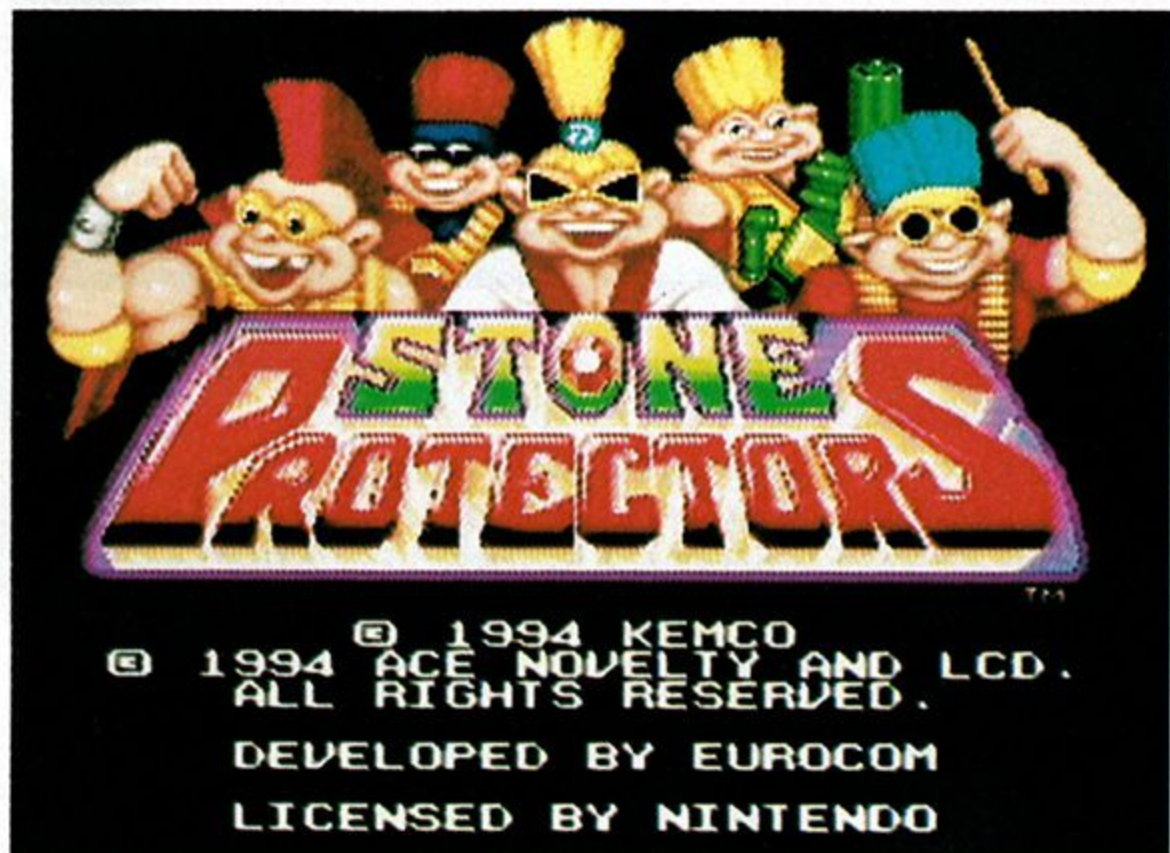
As the Stone Protectors, these Rock'n'Roll Trolls have awesome fighting and musical abilities. Use these powers to defeat the evil Lord Zok's army of Saurian Guards and return Princess Opal to the Crystal Palace as the rightful leader of Mythrandir. Zok has seized the Crystal Palace and converted it into his Throne Room. You've got to Rock'n'Roll your way through Mythrandir to the Crystal Palace, and keep the Gemstones away from Lord Zok's forces of evil! Good luck, dude, it's the ultimate battle!



GETTING STARTED

Insert the Stone Protectors game pak into your Super NES and turn on the power.

After the Title Screen appears, an animation sequence begins. Press the Start Button to skip the animation sequence and jump to the Main Menu (hey, try watching the animation sequence, it's like a Rock Video, man!).



MAIN MENU



Use the Control Pad to highlight an option, then press the Start Button to select the option.

PLAYER MODE: Lets you pick how you want to play the game. When this feature is selected, use the Control Pad to scroll through the following options:

1 Player: Battle Lord Zok and his entire Saurian Army...solo!

1 Player + CPU: You and a computer controlled Stone Protector character perform a duet against the Saurian Bad Guys!

2 Player: You and a buddy team up for intense simultaneous cooperative Rock'n'Roll fighting action! Rock on!

Tournament: In this mode, you get to practice your battle skills against another Stone Protector. Tournament mode is only for two players.




OPTIONS



- OPTIONS:** Accesses the Option Menu for the following choices:
- Skill Level:** Lets you choose the difficulty level of the game for each player (1 is easiest, 5 is hardest).
- Hostility:** Turning this option OFF prevents you from hitting your fellow Stone Protector during 2 Player mode. Leaving it ON can make life difficult, but kinda funny!
- Game Music:** Allows you to turn off the game background music.
- Game SFX:** Allows you to turn off SFX (sound effects).
- Music Test:** Allows you to scroll through the background music samples in the game.
- Exit:** Returns you to the Main Menu.



PLAYER SELECT SCREEN



You get to choose a Stone Protectors character to play. Each Stone Protector has unique moves, strengths, and weaknesses... try 'em all for a rockin' good time!

Use the Control Pad to highlight the desired Stone Protectors character. Press the Start Button to select the Stone Protector you want to play as. P1 (Player 1) uses Controller 1, and P2 (Player 2) uses Controller 2.

For 1 Player + CPU, choose your character first (P1), then choose the computer controlled character (CPU).




PRESENTING THE STONE PROTECTORS!







Check out the band! The Special Power Attacks and Music Maneuvers are tricky to learn and execute, but they're worth using when the going gets tough. Remember, Zok and his Saurian Army hate Rock'n'Roll music, so keep practicing your Special Moves!

CORNELIUS THE SAMURAI

The samurai leader of the Stone Protectors by unanimous decision (nobody else wanted the job!), Cornelius' Gemstone-enhanced voice can shatter solid objects. Vain and conceited about his "good looks," Corny occasionally looks at himself in the reflection of the sword (which he always keeps polished to a mirror-like shine).



Yo, don't mess my hair!


Gemstone	Green Emerald
Instruments	Lead Vocals
Weapons	Nunchaku Mikes, Samurai Katana
Fighting Style	Karaoke Ninjitsu
Power Attack	Microphone Toss-  ,  ,  , then R Button
Music Maneuver	Ultrasonic Vocal Reverb-  ,  ,  , then L Button
Hobbies	Collects shampoo and other personal grooming products



CHESTER THE WRESTLER

Chester is the muscle man of the group. While he is the biggest, brawniest, buffest Stone Protector, he is also the most soulful (how else could he play such jazzy tunes on his Sax Ax?).

Brains, biceps, and soul...
what a concept!



Gemstone

Red Ruby

Instruments

Sax Ax, Rhythm guitar

Weapon

Telephone Whip

Fighting style

Rock'n'Wrestling

Power Attack

Thunderin' Clothesline Crush- ← for a moment, → and R Button (to attack right)

Music Maneuver

Sax Blue Twisters- ↗, →, ↘, then L Button

Hobbies

Bench Pressing Saurian Guards



MAXWELL THE ACCELERATOR

Max is fast... VERY FAST!
Check out his wailin' hot
guitar riffs as they electrify
everyone in earshot. Once in
a while, Maxwell likes to show
off his roller blading prowess
and his Supersonic rush
attack.

That's life in the fast lane,
dude!




Gemstone	Orange Garnet
Instruments	Lead Guitar
Weapons	Double Ginsu Butterfly Swords
Fighting Style	Rock'n'Roller Derby
Power Attack	Supersonic Rush- ← hold for a moment, → and R Button (to attack right)
Music Maneuver	Shock Rock Riff- →, ↓, ↘, then L Button
Hobbies	Cookin' fast food



ANGUS THE SOLDIER

Lord Zok's worst nightmare... a dirty-fightin' sharpshooter with a taste for Pyrotechnics and Rock'n'Roll keyboards. Angus' Gemstone gives him Stealth Powers that allow him to blend in with the background and hide from his enemies... until he starts blasting away with his gun, bazooka and grenades.



Walk softly and carry lots of ammo!

Gemstone	Yellow Topaz
Instruments	Keyboards, Pyrotechnics
Weapons	Chain Gun, Hand Grenades, Bazooka
Fighting Style	Military Brawler
Power Attack	Stealth Bomber-←, →, ↓, ↑, then R Button
Music Maneuver	Keyboard Smart Bomb-↙, ↓, ↘, then L Button
Hobbies	Homemade Recreational Explosives



CLIFFORD THE ROCK CLIMBER

The ultimate drummer for the ultimate band, Cliff's got the fastest hands in the business. Cliff uses his special mountain climbing Rock Pick and Suction Cup together with his incredible acrobatic skills to slam his enemies to smithereens.



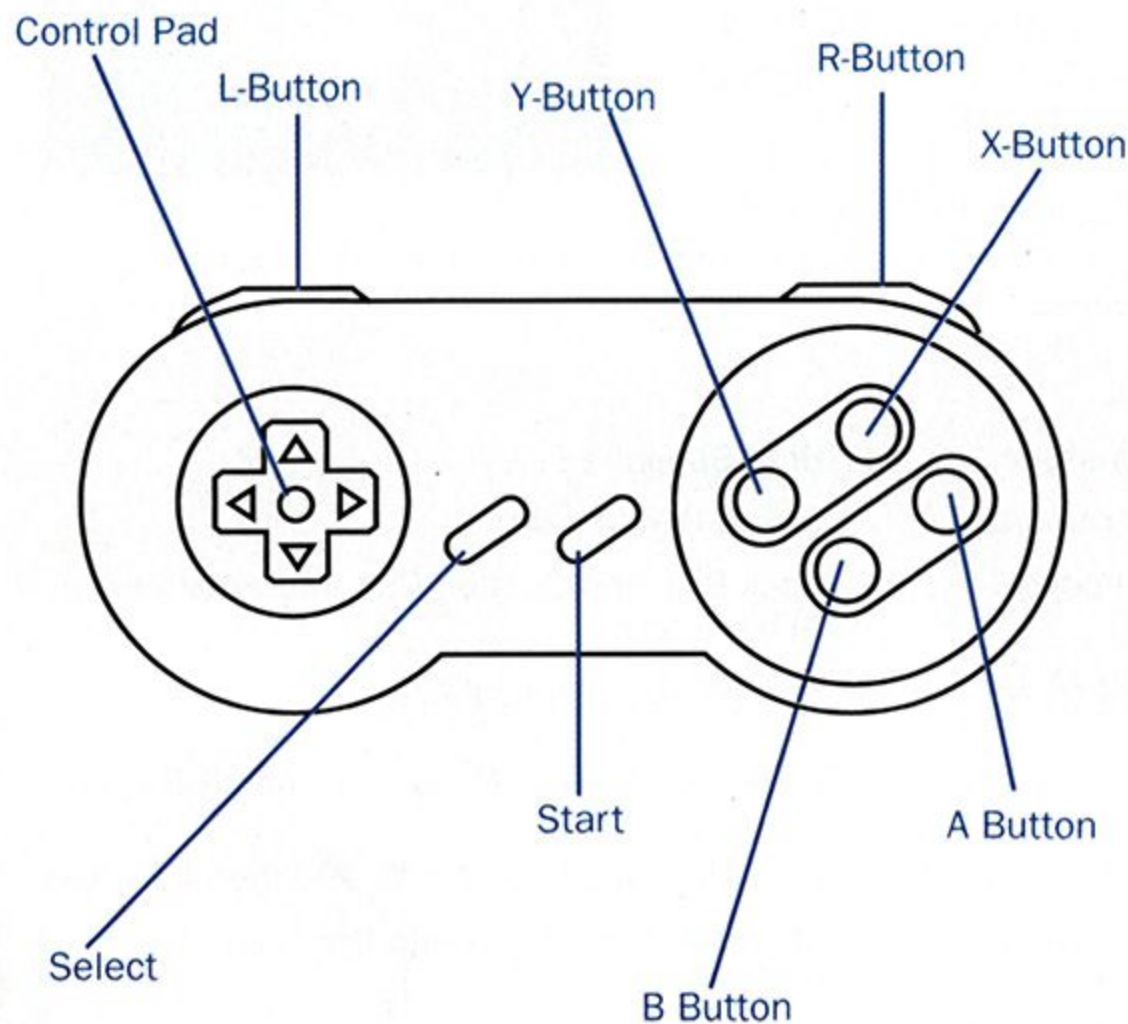
Being the joker that he is, Cliff is always goofing around... but his Rock'n'Roll is deadly serious!

Gemstone	Blue Sapphire
Instruments	Skins, Percussion
Weapons	Rock Pick and Suction Cup, Mountaineer Spike Boots
Fighting Style	Hop-Kee-Doh Martial Arts
Power Attack	Rock Pick Swing- ↗, →, ↘, then R Button
Music Maneuver	Fireball Drum Solo- ←, ↑, ↗, then L Button
Hobbies	Mountain Climbing, Pogo Dancing, Gymnastics



CONTROLLER FUNCTIONS

Each Stone Protector has their own unique moves and attacks. Play with them all to see which fighting style you like to jam with! Use the following controls and experiment!



Control Pad

X Button

Moves Stone Protector around

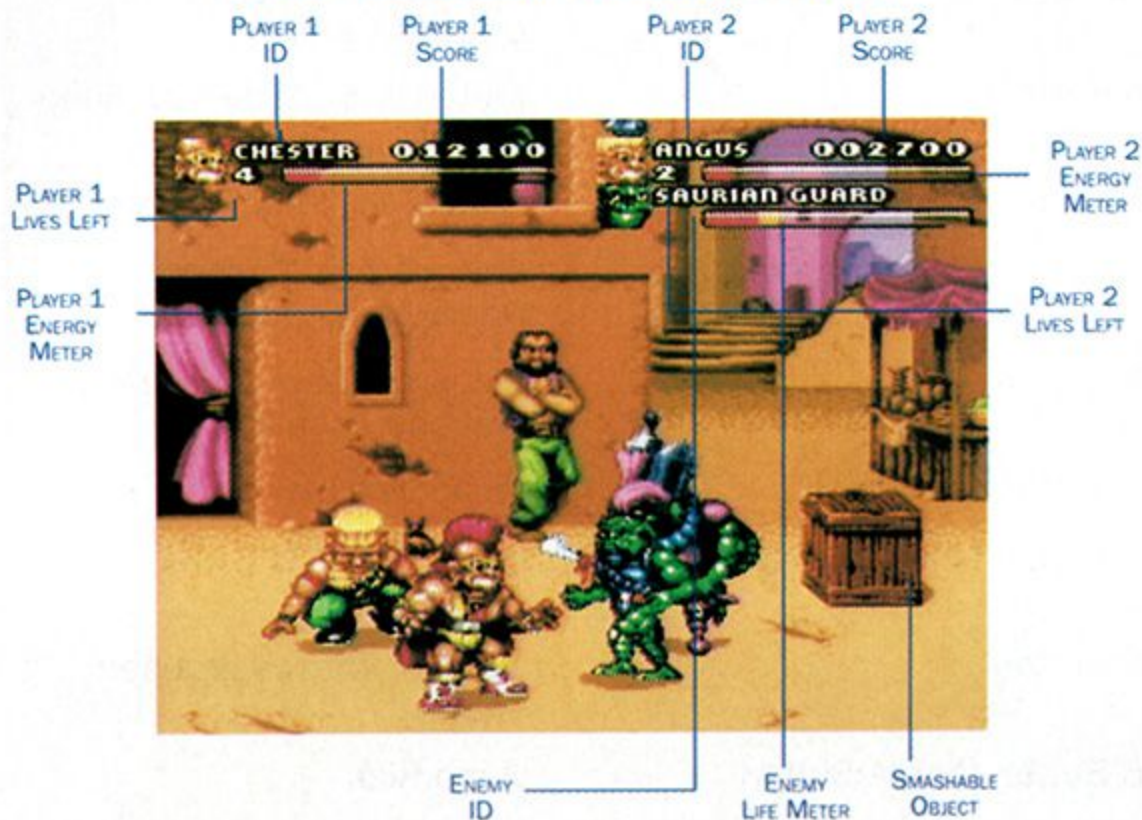
Jammin' Jab Punch or
Releases grabbed enemy



X Button fast	2 Jabs then a Cross Punch
X Button held for a duration	Power Move- Pulverizin' Uppercut Punch
A Button	Mid Kick or Throws grabbed enemy
A Button fast	2 Mid Kicks then a High Kick
A Button held for a duration	Power Move- Rockin' Roundhouse Kick
Y Button	Weapon Attack or Throws grabbed enemy
Y Button fast	Weapon Attack Combo
Y Button held for a duration	Power Move- BIG Weapon Attack
B Button	Jump or Throws grabbed enemy
B Button then A Button	Jump Kick
Direction, B Button then A Button	Flying Kick
B Button then Y Button	Jumpin' Weapon Attack
X Button and A Button	Forward Block or Behind Your Back Attack
R Button	Sometimes used for Special Moves or controls Energy Transfer when game is paused
L Button	Sometimes used for Special Moves or controls Energy Transfer when game is paused
Start Button	Pauses the game
Select Button	Drops weapon pick up



PLAY SCREEN DESCRIPTION



- PLAYER 1 ID:** Stone Protectors character Player 1 (Controller 1) is playing
- PLAYER 1 SCORE:** Your score
- PLAYER 1 LIVES LEFT:** Number of lives you have remaining
- PLAYER 1 ENERGY METER:** Your current life energy remaining
- PLAYER 2 ID:** Stone Protectors character Player 2 (Controller 2) is playing
- PLAYER 2 SCORE:** Your score
- PLAYER 2 LIVES LEFT:** Number of lives you have remaining
- PLAYER 2 ENERGY METER:** Your current life energy remaining
- ENEMY ID:** Enemy you are currently fighting
- ENEMY LIFE METER:** Enemy's current life energy remaining
- SMASHABLE OBJECT:** Trash'em! Sometimes you may find useful pick up items inside.



PICK UP ITEMS

Scattered throughout Mythrandir are various weapons and items that the Stone Protectors can pick up. To pick up a weapon, stand over it and press the A Button. Certain weapons can only be picked up and used by certain Stone Protectors. Sometimes items will appear after you trash an enemy or smash a crate or barrel. Poke around to find these potentially valuable items in your quest to defeat Lord Zok. Items are picked up automatically by walking over them. If your Stone Protectors character cannot pick up and use a pick up weapon, you will hear a sound prompt when you press the A Button.

POWER TRANSFER MODE

You can share your available Life Meter energy with your fighting partners using this feature. This is especially useful when one of you is down to their last Lives Left. You can use the Power Transfer Mode during 1 Player + CPU and 2 Player Mode. To access this function, press the Start Button to pause the game. When the game is paused, use the L and R Buttons on your Controller to transfer energy from character to character (you'll see the Energy Meters change length). To return to the game, press the Start Button.



HINTS

Before each stage of Mythrandir you travel through, Princess Opal will offer advice you can use in your battle against Zok and his Saurian Guards. Listen to her, she's one smart Babe, er, um... I mean Royal Highness!

Keep practicing your Special Moves! You'll need these powerful attacks to defeat Lord Zok and his horrible henchmen.

Use different combinations of punch and kick attacks. Some Saurian Guards have weak spots where you should concentrate your hits.

Don't use the Power Moves too often...they are devastating, but they drain your energy every time you use them.

Try and pick up as many objects as possible. If you can collect five different gem crystals in one stage, you can receive a special bonus!

Watch those sneaky little Crystal Thieves! They'll follow you around and steal crystals from right under your nose!


Rapidly press left and right on the Control Pad to break an enemy's hold on you.

Try playing the game in different difficulty levels. Each difficulty level offers different game endings...



BUY THE VIDEOS!

**PASTONES
PROTECTOR**™



ONLY
\$998
EACH

AVAILABLE WHEREVER VIDEOS ARE SOLD!

OR CALL 800-326-1977 EXT. LV22

READ THE HARVEY COMIC BOOK SEEN BY MILLIONS!

HARVEY COMICS

Family Home Entertainment
fhe.

EASY ORDERING

1-800-521-3247

ONLY

\$5.99

**Stone Protectors! 100% Cotton heavyweight
T-Shirt featuring 7 color imprint.
Youth sizes: 6/8, 10/12, 14/16.**



**Visa and
Mastercard
accepted.**

**Shipping and handling \$3.00 for 1st shirt
and for each additional shirt only \$1.00 Shp/Hnd.
Mail check or money order including Name and Address to:
GMR Mktg P.O. Box 14636, Milwaukee, WI 53214.
Allow 4 weeks for delivery.**

NOTES

KEMCO AMERICA, INC. LIMITED WARRANTY

KEMCO AMERICA, Inc. warrants to the original purchaser of this KEMCO AMERICA, Inc. software product that the medium on which this computer program is recorded is free from defects in material and workmanship for a period of ninety (90) days from the date of purchase. The KEMCO AMERICA, Inc. software program is sold "AS IS" and without any expressed or implied warranty of any kind, and KEMCO AMERICA, Inc. is not liable for any losses or damages of any kind resulting from use of this program.

If the KEMCO AMERICA, Inc. software product fails to comply with this limited warranty, KEMCO AMERICA, Inc. agrees to either repair or replace, at its option, free of charge, the noncomplying KEMCO AMERICA, Inc. software products provided it is returned by the original purchaser, postage paid, with proof of purchase, to KEMCO AMERICA, Inc.'s Factory Service Center.

TO RECEIVE THIS REMEDY

1. DO NOT return your defective KEMCO AMERICA, Inc. software product to the retailer.
2. Send the defective product via registered mail, along with receipt as proof of purchase to KEMCO AMERICA, Inc. Factory Service Center at:

KEMCO AMERICA, INC.
Warranty Return Center
P.O. Box 110
Redmond, WA 98073-0110
(206) 556-9000

When you write to us, please provide us with your phone number and a brief explanation of what appears to be wrong with the product. The remedy provided above is your exclusive remedy if the KEMCO AMERICA, Inc. software product does not comply with this Limited Warranty.

This warranty shall not be applicable and shall be void if the defect in the KEMCO AMERICA, Inc. software product has arisen through abuse, unreasonable use, mistreatment, neglect or reasonable wear and tear.

IN THIS WARRANTY IS OBLIGATIONS IN LIEU OF ALL OTHER WARRANTIES AND NO OTHER REPRESENTATIONS OR CLAIMS OF ANY NATURE SHALL BE BINDING ON OR OBLIGATE KEMCO AMERICA, INC. ANY IMPLIED WARRANTIES APPLICABLE TO THIS SOFTWARE PRODUCT, INCLUDING WARRANTIES OF AND FITNESS FOR A PARTICULAR PURPOSE, ARE LIMITED TO THE NINETY (90) DAY PERIOD DESCRIBED ABOVE. IN NO EVENT WILL KEMCO AMERICA, INC. BE LIABLE FOR ANY DIRECT, SPECIAL, INCIDENTAL, OR CONSEQUENTIAL DAMAGES RESULTING FROM POSSESSION, USE OR MALFUNCTION OF THE KEMCO AMERICA, INC. SOFTWARE PRODUCT.

Some states do not allow limitations as to how long an implied warranty lasts and/or exclusions or limitations of incidental or consequential damages, so the above limitations and/or exclusions of liability may not apply to you. This limited warranty gives you specific legal rights, and you may also have other rights which vary from state to state.

KEMCO®

KEMCO AMERICA, Inc.
P.O. Box 110 Redmond, WA 98073-0110

Printed in Japan